

EDUCATION MANAGEMENT INFORMATION SYSTEM

Report of SNPRC

2082/83 B.S (2025/026 A.D.)



SAHID NARAYAN POKHAREL RAMAPUR CAMPUS

Sainamaina-6, Colony, Rupandehi.

Phone: 071505001,9857037401

Email: snprcedu@gmail.com

Website: www.snprc.edu.np

FOREWORD

It is a great pleasure to share the Education Management Information System (EMIS) report from Sahid Narayan Pokharel Ramapur Campus. This report follows the guidelines of the University Grants Commission (UGC), Nepal. It shows our hard work to make our campus better and to manage our education system more effectively.

Today, technology changes very fast. It is important for schools and colleges to use digital tools to make their work smoother and their decisions smarter. This report explains how technology helps us manage our campus better and shows the many benefits of using such a system.

The UGC has played a very important role in this journey. They have set high standards for education in Nepal, helping us match international quality while understanding our local needs. Their support for new ideas and technology is helping move Nepal's education system forward.

By creating this report, Sahid Narayan Pokharel Ramapur Campus shows its dedication to these high standards. The report covers how we collect, store, and study information to help us use our resources wisely and make better plans for the future.

This report is the result of the teamwork and hard work of our campus family. We hope it serves as a helpful guide for our leaders and partners. By using data correctly, we can make better choices that truly help our students succeed.

Finally, we want to thank everyone who helped put this report together. We welcome your ideas and suggestions to help us make our future reports even better.

Hem Bahadur Thapa
Campus

Yadulal Pantha
Chief Chairman
Campus Management Committee

ACKNOWLEDGEMENT

We would like to say a sincere thank you to Mr. Hem Bahadur Thapa (Campus Chief), Mr. Yadulal Pantha (CMC Chairman), and all the CMC Members of Sahid Narayan Pokharel Ramapur Campus. We are grateful for your trust and for giving us the responsibility to prepare this report.

We are especially thankful to Assistant Campus Chief Jaglal Giri, RPC Coordinator Dinesh Panthee, and all our faculty, staff and students. Your hard work in providing the necessary data and your quick responses to our questions made it possible to finish this report on time.

We also appreciate the campus leadership team for their guidance. Your vision for quality education is the reason our campus continues to succeed.

Finally, thank you to everyone who helped with this report in any way. Even if your name is not listed here, your effort was very important. This report will be a great tool for making better plans and decisions for our campus in the future.

EMIS Committee

Sahid Narayan Pokharel Ramapur Campus

Abbreviations and Acronyms

AQAA – Academic Quality Assurance and Accreditation

B. Ed. – Bachelor of Education

BBS – Bachelor in Business Studies

CBS – Central Bureau of Statistics

CMC – Campus Management Committee

DOE – Department of Education

EMIS – Education Management Information System

FOE – Faculty of Education

GER – Gross Enrollment Ratio

GPI – Gender Parity Index

HE – Higher Education

HEI – Higher Education Institution

HERP – Higher Education Reform Project

ICT – Information and Communication Technology

IT – Information Technology

KPI – Key Performance Indicator

LOI – Letter of Intent

M. Ed. – Master of Education

M. Phil. – Master of Philosophy

MBS – Master of Business Studies

MOE – Ministry of Education

NER – Net Enrollment Rate

QA – Quality Assurance

QAA – Quality Assurance and Accreditation

SSR – Self-Study Report

TU – Tribhuvan University

UGC – University Grants Commission

EXECUTIVE SUMMARY

This annual EMIS report 2082/083 (2025/26) presents the current status of higher education at Sahid Narayan Pokharel Ramapur Campus (SNPRC). It is a leading campus which has just completed first Cycle of QAA and LOI has been accepted by UGC Nepal for second cycle of QAA. SNPRC operates with two faculties and two distinct programs. The campus utilizes specialized units to manage its academic and administrative responsibilities, offering both Master's and Bachelor's level programs. In line with the university's transition, the campus has fully adopted and implemented the semester system in MED and MBS program.

The total number of students enrolled this year was 979. The Faculty of Management recorded the highest number of student enrollments. A significant highlight of this period is the participation of women; 73.54.% of the total students are female. This overwhelming female enrollment is consistent across every program.

The overall Gender Parity Index (GPI) of the campus is 3.02. The GPI is higher at the Bachelor's level compared to the Master's level. By faculty, Education holds the highest GPI 5.3, while Management holds the lowest 2.42. By program, the B.Ed. In Nepali program maintains the highest GPI 5.86.

The total number of graduates for the year 2081/082 was 49. The majority of these graduates are from the Bachelor's level. The Faculty of Management contributed 17 graduates and BED contributed 32 graduates which is the highest share among all faculties.

In terms of enrollment distribution, Bachelor's level students make up 89.58% of the total enrollment for 2082/083. Master's level students account for 10.41 % of the campus enrollment.

In both levels, female enrollment remains higher than male enrollment.

The largest number of students come from the Rupandehi district. However, the campus also attracts students from several other districts, including Gulmi, Palpa, Syangja, Arghakhanchi, Kapilvastu, Rolpa, and Baglung, as well as from areas near the Indian border.

Table of Content

| Title | Page No |
|--|---------|
| FOREWORD | i |
| ACKNOWLEDGEMENT | ii |
| ABBREVIATIONS AND ACRONYMS | iii |
| EXECUTIVE SUMMARY | v |
| Table of Content | vi |
| 1. Introduction..... | 1 |
| 2. Campus Level, Faculty and Program..... | 2 |
| 3. Student Enrollment..... | 3 |
| 4. Pass Rate..... | 6 |
| 5. Graduates..... | 8 |
| 6. Gender Parity Index (GPI)..... | 9 |
| 7. Public Financing..... | 11 |
| 8. Teachers and Staff..... | 14 |
| 9. Student-Teacher Ratio..... | 18 |
| 10. Recent Trends (Enrollment, Graduates, Pass Rates and Financing)..... | 19 |
| 11. Annex Summary Enrollment by Level, Faculty, Program, Gender and Caste/ Ethnicity..... | 2 |

1. Introduction

Sahid Narayan Pokharel Ramapur Campus (SNPRC), established in 2060 B.S., stands as a premier public institution for higher learning in Sainamaina, Rupandehi. Over the past two decades, it has grown into a vital academic center, currently nurturing more than 1,100 students across its BBS, B.Ed, MBS, and M.Ed programs. The campus is dedicated to providing high-quality, accessible education that balances academic excellence with a strong commitment to community service. As a cornerstone of the regional educational landscape, SNPRC focuses on producing graduates who are both professionally competent and socially responsible.

A key driver of the campus's modern evolution is the Education Management Information System (EMIS), which serves as the digital backbone of the institution. The EMIS is more than a simple database; it is a sophisticated tool that ensures administrative transparency and data-driven decision-making. By digitizing student records, faculty workloads, and institutional milestones, the campus can provide real-time reporting to stakeholders and the University Grants Commission (UGC). This system allows the management to track critical metrics, such as gender parity and graduation trends, ensuring that every strategic move is backed by accurate evidence.

This digital transformation is central to the campus's journey toward the Quality Assurance and Accreditation (QAA) Second Cycle. Under the guidance of the UGC Nepal, SNPRC is aligning its operations with global educational benchmarks. The Strategic Plan (2023–2027) identifies digitalization and ICT infrastructure as core objectives, recognizing that institutional quality is now inseparable from technological capability. By expanding high-speed connectivity and migrating administrative functions to digital platforms, the campus has moved beyond traditional paper-based systems to a more agile and transparent governance model.

Ultimately, the focus on Digitalization at SNPRC is about future-readiness and student empowerment. The 2025/2026 academic year saw significant investments in high-speed internet and online learning resources, ensuring that students have access to the digital tools necessary for success in a competitive world. Through the integration of EMIS, QAA standards, and advanced ICT

infrastructure, the campus is building a smarter, more efficient environment that prioritizes the needs of its students and the community.

2. Campus Level, Faculty and Program

Sahid Narayan Pokharel Ramapur Campus (SNPRC) organizes its academic offerings through a structured hierarchy designed to cater to diverse educational needs. The campus operates under two primary faculties: the Faculty of Education and the Faculty of Management. These faculties are responsible for maintaining academic standards and overseeing the curriculum for their respective disciplines.

The academic programs are further divided into two levels of study: the Bachelor's Level and the Master's Level. This structure ensures a clear progression for students, from foundational undergraduate studies to advanced professional specialization. Within this framework, the campus currently offers four distinct programs:

- Faculty of Management: This faculty hosts the BBS (Bachelor of Business Studies) at the undergraduate level and the MBS (Master of Business Studies) at the graduate level, focusing on developing leadership and administrative expertise.
- Faculty of Education: This faculty offers the B.Ed. (Bachelor of Education) and the M.Ed. (Master of Education), dedicated to preparing the next generation of educators and academic administrators.

| Level | Faculty of Management | Faculty of Education |
|------------------|------------------------------------|-------------------------------|
| Master's Level | MBS (Master of Business Studies) | M.Ed. (Master of Education) |
| Bachelor's Level | BBS (Bachelor of Business Studies) | B.Ed. (Bachelor of Education) |

3. Student Enrollment

| Level | Program Name | 1st Year | | | | | | | | | | 2nd Year | | | | | | | | | | 3rd Year | | | | | | | | | | 4th Year | | | | | | | | | | Grand Total |
|------------------------|----------------|------------|-----------|------------|----------|----------|----------|-----------|----------|----------|------------|-----------|------------|----------|----------|----------|-----------|----------|----------|------------|-----------|------------|----------|----------|----------|----------|----------|----------|------------|-----------|-----------|-----------|----------|----------|-----------|----------|----------|-------|---|---------|--|-------------|
| | | Total (1) | | Others* | | EDJ* | | Dalit | | Madhesi | | Total (2) | | Others* | | EDJ* | | Dalit | | Madhesi | | Total (3) | | Others* | | EDJ* | | Dalit | | Madhesi | | Total (4) | | Others* | | EDJ* | | Dalit | | Madhesi | | |
| | | M | F | M | F | M | F | M | F | M | F | M | F | M | F | M | F | M | F | M | F | M | F | M | F | M | F | M | F | M | F | M | F | M | F | M | F | M | F | | | |
| Bachelor | B.Ed.(English) | 53 | 6 | 38 | 0 | 0 | 2 | 4 | 1 | 2 | 27 | 4 | 18 | 1 | 0 | 2 | 2 | 0 | 0 | 26 | 3 | 18 | 1 | 4 | 0 | 0 | 0 | 0 | 19 | 0 | 17 | 0 | 0 | 0 | 2 | 0 | 0 | 125 | | | | |
| | B.Ed.(Nepali) | 47 | 1 | 35 | 1 | 1 | 0 | 4 | 0 | 5 | 36 | 6 | 22 | 2 | 1 | 1 | 2 | 1 | 1 | 36 | 5 | 21 | 1 | 3 | 0 | 4 | 0 | 2 | 25 | 1 | 17 | 1 | 1 | 0 | 3 | 1 | 1 | 144 | | | | |
| | B.Ed.(Health) | 21 | 3 | 17 | 0 | 0 | 0 | 1 | 0 | 0 | 33 | 8 | 19 | 0 | 3 | 1 | 2 | 0 | 0 | 10 | 0 | 9 | 0 | 0 | 0 | 1 | 0 | 0 | 15 | 2 | 12 | 0 | 0 | 0 | 1 | 0 | 0 | 79 | | | | |
| | BBS | 198 | 61 | 104 | 0 | 3 | 7 | 14 | 7 | 2 | 162 | 47 | 98 | 1 | 4 | 1 | 5 | 3 | 3 | 96 | 18 | 76 | 0 | 0 | 0 | 2 | 0 | 0 | 73 | 10 | 52 | 1 | 1 | 1 | 4 | 1 | 3 | 529 | | | | |
| Grand Sub Total | | 319 | 71 | 194 | 1 | 4 | 9 | 23 | 8 | 9 | 258 | 65 | 157 | 4 | 8 | 5 | 11 | 4 | 4 | 168 | 26 | 124 | 2 | 7 | 0 | 7 | 0 | 2 | 132 | 13 | 98 | 2 | 2 | 1 | 10 | 2 | 4 | | | | | |

The analysis of above table from various perspectives has been expressed here.

Overall Enrollment and Program Distribution

The total enrollment for the Bachelor's level stands at 877 students, distributed across four key programs: B.Ed. (English), B.Ed. (Nepali), B.Ed. (Health), and BBS. The BBS program emerges as the largest academic stream, accounting for approximately 60% of the total Bachelor's population with 529 students. Within the Faculty of Education, B.Ed. (Nepali) maintains the highest enrollment with 144 students, followed by B.Ed. (English) with 125, and B.Ed. (Health) with 79. The data indicates a significant concentration of students in the first and second years, suggesting a growing trend in recruitment or a higher density in the newer semester-based cohorts.

Social Inclusivity and Diversity

The campus serves a diverse range of social groups, categorized under Others, EDJ (Ethnically Disadvantaged Groups), Dalit, and Madhesi.

- **Others & EDJ:** These groups form the largest portion of the student body, particularly in the BBS and B.Ed. (English) programs, indicating strong participation from the Janajati and other local communities.

- **Dalit Enrollment:** There is a consistent representation of Dalit students across all programs. In the first year, 17 Dalit students are enrolled, with the highest concentration found in the BBS program.
- **Madhesi Enrollment:** Students from the Madhesi community are also well-represented, especially in the BBS program and those programs attracting students from the locations sharing borders with India.

Year-wise Retention and Progression

The data shows a standard pyramidal structure where the 1st year (319 students) and 2nd year (258 students) have higher populations compared to the 3rd year (168) and 4th year (132). This pattern is typical in growing institutions, though it also highlights the importance of the campus's ongoing efforts to enhance student retention and ensure that the high numbers of incoming students successfully progress through to graduation in their respective Master's or professional goals.

| Semester | Program Name: M.Ed. | | | | | | | | | | |
|------------------------|---------------------|----------|-----------|----------|----------|----------|----------|----------|----------|----------|-----------|
| | Total | Others* | | EDJ* | | Dalit | | Madhesi | | Total | |
| | | M | F | M | F | M | F | M | F | M | F |
| 1st | 13 | 1 | 8 | 0 | 1 | 2 | 1 | 0 | 0 | 3 | 10 |
| 2nd | 6 | 0 | 4 | 1 | 0 | 0 | 0 | 1 | 0 | 2 | 4 |
| 3rd | 7 | 1 | 5 | 0 | 0 | 0 | 0 | 1 | 0 | 2 | 5 |
| 4th | 0 | 0 | 0 | 0 | 0 | 0 | 0 | 0 | 0 | 0 | 0 |
| 5th | 0 | 0 | 0 | 0 | 0 | 0 | 0 | 0 | 0 | 0 | 0 |
| 6th | 0 | 0 | 0 | 0 | 0 | 0 | 0 | 0 | 0 | 0 | 0 |
| 7th | 0 | 0 | 0 | 0 | 0 | 0 | 0 | 0 | 0 | 0 | 0 |
| 8th | 0 | 0 | 0 | 0 | 0 | 0 | 0 | 0 | 0 | 0 | 0 |
| 9th | 0 | 0 | 0 | 0 | 0 | 0 | 0 | 0 | 0 | 0 | 0 |
| 10th | 0 | 0 | 0 | 0 | 0 | 0 | 0 | 0 | 0 | 0 | 0 |
| Grand Sub Total | 26 | 2 | 17 | 1 | 1 | 2 | 1 | 2 | 0 | 7 | 19 |

| Semester | Program Name: MBS | | | | | | | | | | |
|----------|-------------------|---------|----|------|---|-------|---|---------|---|-------|----|
| | Total | Others* | | EDJ* | | Dalit | | Madhesi | | Total | |
| | | M | F | M | F | M | F | M | F | M | F |
| 1st | 32 | 6 | 24 | 1 | 0 | 0 | 1 | 0 | 0 | 7 | 25 |
| 2nd | 16 | 6 | 9 | 0 | 0 | 0 | 1 | 0 | 0 | 6 | 10 |

| Semester | Program Name: MBS | | | | | | | | | | |
|------------------------|-------------------|-----------|-----------|----------|----------|----------|----------|----------|----------|-------|----|
| | Total | Others* | | EDJ* | | Dalit | | Madhesi | | Total | |
| | | M | F | M | F | M | F | M | F | M | F |
| 3rd | 9 | 1 | 7 | 0 | 0 | 0 | 1 | 0 | 0 | 1 | 8 |
| 4th | 19 | 5 | 13 | 0 | 0 | 0 | 1 | 0 | 0 | 5 | 14 |
| 5th | 0 | 0 | 0 | 0 | 0 | 0 | 0 | 0 | 0 | 0 | 0 |
| 6th | 0 | 0 | 0 | 0 | 0 | 0 | 0 | 0 | 0 | 0 | 0 |
| 7th | 0 | 0 | 0 | 0 | 0 | 0 | 0 | 0 | 0 | 0 | 0 |
| 8th | 0 | 0 | 0 | 0 | 0 | 0 | 0 | 0 | 0 | 0 | 0 |
| 9th | 0 | 0 | 0 | 0 | 0 | 0 | 0 | 0 | 0 | 0 | 0 |
| 10th | 0 | 0 | 0 | 0 | 0 | 0 | 0 | 0 | 0 | 0 | 0 |
| Grand Sub Total | 76 | 18 | 53 | 1 | 0 | 0 | 4 | 0 | 0 | | |

The following analysis details the enrollment status for the Master's level programs (M.Ed. and MBS) at Sahid Narayan Pokharel Ramapur Campus (SNPRC) for the current academic session.

Graduate Enrollment and Program Trends

The Master's level at SNPRC currently serves a total of 102 students, with a clear majority enrolled in the MBS program (76 students) compared to the M.Ed. program (26 students). Enrollment is most robust in the first semester, particularly within the MBS stream, which welcomed 32 new students. This indicates a strong and growing interest in graduate management studies within the Sainamaina region. The distribution across semesters shows a typical graduate flow, with higher density in the early stages and a steady progression toward the final semesters.

Gender Parity at the Master's Level

Consistent with the trends observed at the Bachelor's level, the graduate programs at SNPRC show an overwhelming female presence.

- In the M.Ed. program, women represent 73% of the total enrollment (19 females out of 26 students).
- In the MBS program, the trend is even more pronounced in the first semester, where 25 out of 32 students are female. Overall, there are 19 males and 83 females across both Master's

programs. This exceptionally high Gender Parity Index (GPI) reflects the campus's vital role in supporting advanced academic and professional aspirations for women in the community.

Diversity and Social Inclusion

The graduate student body reflects the diverse social fabric of the region, categorized across various social groups:

- **Others and EDJ:** These groups constitute the largest segment of the graduate population. In the MBS program alone, 53 female students identify within the "Others" category, showing strong academic engagement from these communities.
- **Dalit and Madhesi Representation:** The M.Ed. program shows a balanced inclusion of Dalit and Madhesi students, particularly in the early semesters. In the MBS program, Dalit representation is consistent across all four active semesters, ensuring that higher management education is inclusive of historically marginalized groups.

Administrative and Strategic Implications

The concentration of students in the first and second semesters of both programs suggests that SNPRC is successfully attracting new graduates into its Master's streams. As the campus moves forward with its QAA Second Cycle and Digitalization goals, the EMIS data for these graduate programs will be essential for monitoring student retention and graduation rates. The high enrollment in Management highlights the need for continued investment in digital business resources, while the steady numbers in Education reinforce the campus's mission to produce highly qualified educational leaders for Nepal.

4. Pass Rate

| Level | Program Name | Total Enrolment (2081/082) | Total Appeared (TA) | Total Passed (TP) |
|---------------------|----------------|----------------------------|---------------------|-------------------|
| Bachelor (4) | B.Ed.(English) | 130 | 71 | 28 |
| | B.Ed.(Nepali) | 187 | 63 | 37 |
| | B.Ed.(Health) | 107 | 32 | 16 |
| | BBS | 480 | 268 | 55 |

| | | | | |
|--------------------------|-------|------------|------------|------------|
| Master (2) | M.Ed. | 18 | 0 | 0 |
| | MBS | 56 | 0 | 0 |
| Grand Total (4+2) | | 978 | 434 | 136 |

| Program Name | 1st Year | | | 2nd Year | | | 3rd Year | | | 4th Year | | |
|----------------|----------------------------|---------------------|--------------|----------------------------|---------------------|--------------|----------------------------|---------------------|--------------|----------------------------|---------------------|--------------|
| | Total Enrolment (2081/082) | Total Appeared (TA) | Total Passed | Total Enrolment (2081/082) | Total Appeared (TA) | Total Passed | Total Enrolment (2081/082) | Total Appeared (TA) | Total Passed | Total Enrolment (2081/082) | Total Appeared (TA) | Total Passed |
| B.Ed.(English) | 36 | 30 | 9 | 18 | 15 | 5 | 26 | 0 | 0 | 50 | 26 | 14 |
| B.Ed.(Nepali) | 52 | 0 | 0 | 25 | 26 | 7 | 67 | 0 | 0 | 43 | 37 | 30 |
| B.Ed.(Health) | 22 | 0 | 0 | 17 | 8 | 0 | 44 | 0 | 0 | 24 | 24 | 16 |
| BBS | 202 | 79 | 5 | 107 | 80 | 16 | 96 | 76 | 21 | 75 | 33 | 13 |
| M.Ed. | 13 | 0 | 0 | 5 | 0 | 0 | 0 | 0 | 0 | 0 | 0 | 0 |
| MBS | 20 | 0 | 0 | 36 | 0 | 0 | 0 | 0 | 0 | 0 | 0 | 0 |
| | 345 | 109 | 14 | 167 | 129 | 28 | 274 | 76 | 21 | 192 | 120 | 73 |

The following analysis examines the academic performance and examination results of Sahid Narayan Pokharel Ramapur Campus (SNPRC) for the year 2081/082.

Examination Participation and Pass Rates

During this academic cycle, the campus saw a total enrollment of 978 students across all programs. Of these, 434 students (approximately 44%) appeared for their respective examinations. The results show a total of 136 successful graduates, leading to an overall pass rate of approximately 31.3% relative to those who appeared for the exams. These figures provide a baseline for the campus as it utilizes its Strategic Plan (2023–2027) to enhance academic support and improve student outcomes through better tracking and digital resources.

Program-wise Performance Analysis

The performance varied significantly across the different Bachelor-level programs:

- Faculty of Education: The B.Ed. (Health) program showed the highest efficiency in terms of results, with 50% of the students who appeared for the exam passing (16 out of 32). B.Ed. (Nepali) followed with a strong performance, where 37 out of 63 students passed (58.7%). B.Ed. (English) saw 28 successful candidates out of the 71 who sat for the exam.

- Faculty of Management: The BBS program, being the largest at the campus with 480 enrolled students, had the highest number of examinees at 268. Among them, 55 students successfully passed their examinations.

Master's Level Status

At the graduate level, the data indicates that while there were 18 students enrolled in M.Ed. and 56 in MBS, the examination results for this specific cycle are recorded at zero for both "Appeared" and "Passed." This may suggest that the Master's cohorts were either in a non-exam semester during this reporting period or that their external results from the university were still pending at the time of this EMIS compilation.

Strategic Outlook

The data highlights the vital role of the EMIS in identifying the gap between total enrollment and exam appearance. For instance, in the BBS program, while enrollment is high, a significant portion of students did not appear for the final assessment. As SNPRC moves toward its QAA Second Cycle, these insights will be used to implement targeted academic interventions, ensuring that the campus's shift toward Digitalization and high-speed connectivity translates directly into higher student retention and improved academic success rates across all faculties.

5. Graduates-2081/082

| Level | Program Name | Graduate Students | | | | |
|-------------------|----------------|-------------------|-------|------|--------|---------|
| | | TOTAL | GIRLS | EDJ* | Dalits | Madhesi |
| Bachelor (4) | B.Ed.(English) | 11 | 10 | 1 | 0 | 0 |
| | B.Ed.(Nepali) | 14 | 9 | 3 | 0 | 0 |
| | B.Ed.(Health) | 7 | 5 | 0 | 1 | 0 |
| | BBS | 17 | 11 | 0 | 0 | 0 |
| Master (2) | M.Ed. | 0 | 0 | 0 | 0 | 0 |
| | MBS | 0 | 0 | 0 | 0 | 0 |
| Grand Total (4+2) | | 49 | 35 | 4 | 1 | |

The following analysis details the graduate output for Sahid Narayan Pokharel Ramapur Campus (SNPRC) for the academic year 2081/082, highlighting the campus's success in producing qualified professionals across various disciplines.

Graduation Overview and Program Success

During this academic cycle, a total of 49 students successfully completed their degrees at the Bachelor's level. The BBS program produced the highest number of graduates with 17 students, followed closely by the B.Ed. (Nepali) program with 14 graduates. Within the Faculty of Education, the B.Ed. (English) and B.Ed. (Health) programs also saw successful completions, with 11 and 7 graduates respectively. While the Master's level programs (M.Ed. and MBS) do not show graduates for this specific reporting window, the steady output from the Bachelor's programs provides a strong pipeline for future graduate enrollment.

6. Gender Parity Index



SAHID NARAYAN POKHAREL RAMAPUR CAMPUS

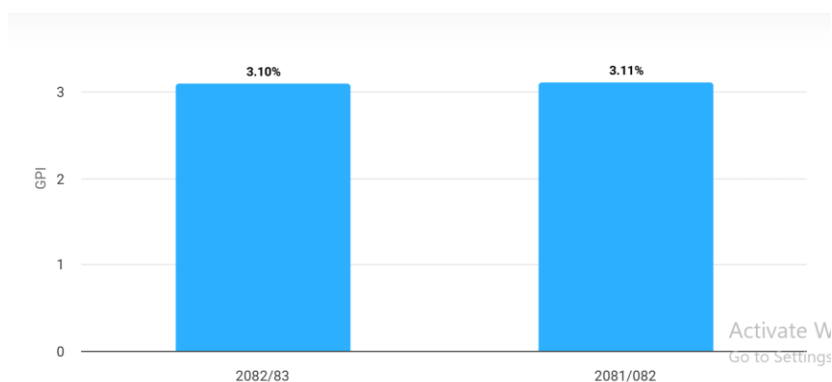
Sainamaina - 6, Rupandehi

Phone: 071505001 | Email: snprcedu@gmail.com

GPI - GENDER PARITY INDEX

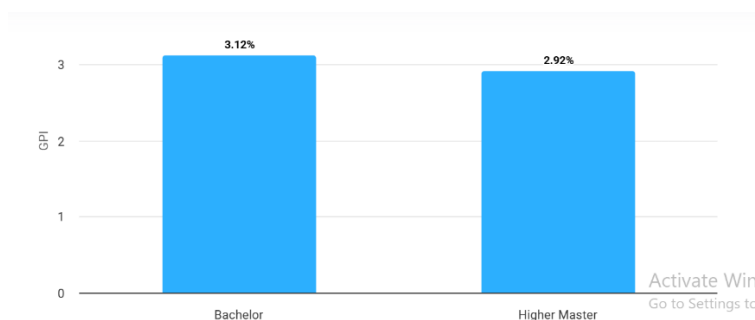
1. Year-Wise

| Year | Male | Female | Total | GPI |
|----------|------|--------|-------|------|
| 2082/83 | 239 | 740 | 979 | 3.1 |
| 2081/082 | 238 | 740 | 978 | 3.11 |



2. Level-Wise

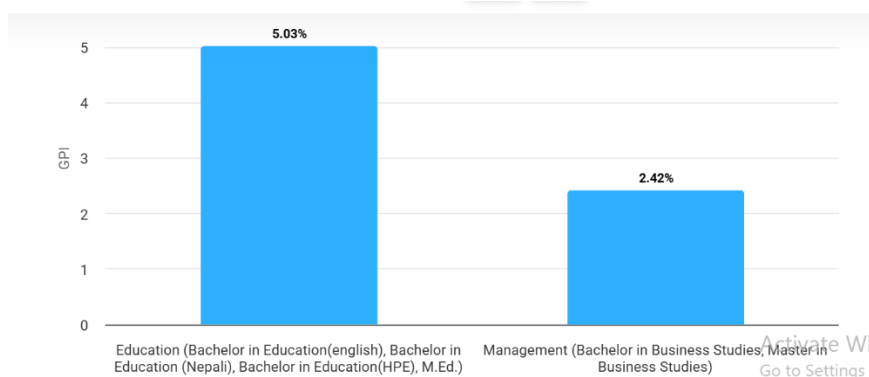
| Level | Male | Female | Total | GPI |
|---------------|------|--------|-------|------|
| Bachelor | 213 | 664 | 877 | 3.12 |
| Higher Master | 26 | 76 | 102 | 2.92 |



3. Faculty-Wise

| Faculty | Male | Female | Total | GPI |
|---|------|--------|-------|------|
| Education (Bachelor in Education(english), Bachelor in Education (Nepali), Bachelor in Education(HPE), M.Ed.) | 62 | 312 | 374 | 5.03 |
| Management (Bachelor in Business Studies, Master in Business Studies) | 177 | 428 | 605 | 2.42 |

Faculty-Wise GPI Report



4. Program Wise GPI Report

Gender Parity Index (GPI)

A defining characteristic of SNPRC's student body is the overwhelming presence of female students. Across all programs and all years, female enrollment consistently outpaces male enrollment. In the

first year alone, there are 231 females compared to 88 males. This trend is particularly sharp in the Education programs; for instance, in B.Ed. (Nepali) 1st Year, there are 39 females for every 8 males. Even in the BBS program, which has the highest number of male students, females still make up the vast majority. This high Gender Parity Index (GPI) reflects the campus's success in providing accessible higher education to women in the Rupandehi region and its surrounding districts.

7. Public Financing

Annual Budget:

| Year | Income | Expenditure | | Balance (Surplus or Deficit) |
|--------------------------------|----------------|--------------------|----------------|------------------------------|
| | | Regular(Recurrent) | Development | |
| LAST F.Y2081/082Actual | 3,78,46,351.98 | 2,48,56,942.25 | 32,50,304.00 | 97,39,105.73 |
| CURRENT F.Y2082/83Estimated | 8,80,72,755.67 | 3,25,13,250.00 | 3,43,01,750.00 | 2,12,57,755.67 |

Actual Financial Status

| Sources of Income | Amount(Rs.) | Total Expenditures | | | |
|---|----------------|----------------------------|----------------|-----------------------------|--------------|
| | | Operating Costs | Amount(Rs.) | Capital Expenditure | Amount(Rs.) |
| a) Student Revenue/Fees | 3,00,14,430.00 | a) Salary | 1,33,02,901.00 | a) Land/Construction | 19,62,601.00 |
| b) - UGC Grants(Regular) - UGC Grants(SHEP) | 48,81,720.00 | b) Teaching Materials | | b) Equipments | 48,000.00 |
| c) Grants from University | | c) Maintenance | 6,07,931.00 | c) Furniture | 1,37,051.00 |
| d) From Other sources: | | c) Scholarship | 12,60,320.00 | c) Lab | |
| 1. Lumbini province | 1,78,000.00 | e) Student Welfare | | e) Books | 10,57,353.00 |
| 2. Canteen | 72,983.00 | f) Others: | | f) Others: | |
| 3. Interest income | 4,05,220.28 | 1. Administrative expenses | 96,85,790.00 | 1. Others office equipments | 45,299.00 |
| 4. Ugc (equipment) | 10,00,000.00 | 2. | | 2. | |
| 5. Sainamaina municipality | 7,83,675.69 | 3. | | 3. | |
| 6. Discount received | 1,65,323.00 | 4. | | 4. | |

| Sources of Income | Amount(Rs.) | Total Expenditures | | | |
|-----------------------|-----------------------|--------------------|-----------------------|---------------------|-------------|
| | | Operating Costs | Amount(Rs.) | Capital Expenditure | Amount(Rs.) |
| 7. Donation by public | 3,00,000.00 | 5. | | 5. | |
| Grand Total | 3,78,46,351.97 | | 2,48,56,942.00 | | |

The following analysis provides an overview of the financial status of Sahid Narayan Pokharel Ramapur Campus (SNPRC) for the fiscal year 2081/082, highlighting the balance between institutional income and strategic expenditures.

Income and Revenue Streams

The campus maintains a diverse financial base with a total income of approximately Rs. 3,76,31,351. The primary driver of this revenue is Student Fees, contributing Rs. 3,00,14,430, which accounts for nearly 80% of the total budget. This significant reliance on internal revenue demonstrates the community's trust in the institution's academic programs. Additionally, the campus receives vital external support through UGC Grants (Rs. 48,81,720), Sainamaina Municipality (Rs. 7,83,675), and provincial funding. Other smaller yet important streams include interest income, canteen rent, and public donations, which further stabilize the campus's financial health.

Operating Costs and Human Resources

The largest portion of the campus budget is dedicated to maintaining high-quality academic and administrative operations. Salary and Wages represent the single highest expenditure at Rs. 1,33,02,901, reflecting the institution's investment in its faculty and staff. Furthermore, Administrative Expenses (Rs. 96,85,790) and Maintenance (Rs. 6,07,931) ensure that the campus remains a functional and welcoming environment for its 1,100+ students. Notably, the campus allocated Rs. 12,60,320 toward Scholarships, emphasizing its commitment to accessible education and student welfare.

Capital Expenditure and Strategic Growth

In line with the Strategic Plan (2023–2027) and the goal of Digitalization, SNPRC has directed significant funds toward long-term assets. Key capital investments include:

- Land and Construction: Rs. 19,62,601 invested in physical infrastructure development.
- Educational Resources: Rs. 10,57,353 spent on library books and Rs. 1,37,051 on furniture.
- Technology & Lab: Investments in equipment (Rs. 48,000) and other office tech

(Rs. 45,299) support the ongoing shift toward a digital learning environment.

Scholarships

Total annual scholarship amounts and total number of students who received scholarships.

| Level | Program Name | Scholarship Type | | | | | | | | | | | | | | | | | |
|------------------------|----------------|--|-----------------------|------------|-----------|-----------|-----------|-------------------|-----------------------|----------|----------|----------|--------------------|-------------------|-----------------------|----------|----------|----------|----------|
| | | Scholarships(Excluding Fee Waiver) (Amount provided to the students by campus and other agency) | | | | | | Full Fee Waiver | | | | | Partial Fee Waiver | | | | | | |
| | | Total Amount(Rs.) | Total Students Number | | | | | Total Amount(Rs.) | Total Students Number | | | | | Total Amount(Rs.) | Total Students Number | | | | |
| Total | Girls | | EDJ* | Dalits | Madhesi | Total | Girls | | EDJ* | Dalits | Madhesi | Total | Girls | | J | Dalits | Madhesi | | |
| Bachelor | B.Ed.(English) | 175040 | 48 | 36 | 3 | 2 | 2 | 22600 | 1 | 0 | 1 | 0 | 0 | 0 | 0 | 0 | 0 | 0 | 0 |
| | B.Ed.(Nepali) | 200280 | 46 | 23 | 9 | 3 | 2 | 0 | 0 | 0 | 0 | 0 | 0 | 0 | 0 | 0 | 0 | 0 | 0 |
| | B.Ed.(Health) | 93400 | 19 | 8 | 3 | 3 | 0 | 0 | 0 | 0 | 0 | 0 | 0 | 0 | 0 | 0 | 0 | 0 | 0 |
| Higher Master | BBS | 613100 | 116 | 79 | 5 | 4 | 7 | 21600 | 1 | 1 | 0 | 0 | 0 | 0 | 0 | 0 | 0 | 0 | 0 |
| | M.Ed. | 48000 | 6 | 2 | 2 | 0 | 1 | 0 | 0 | 0 | 0 | 0 | 0 | 0 | 0 | 0 | 0 | 0 | 0 |
| | MBS | 130500 | 16 | 13 | 0 | 1 | 0 | 0 | 0 | 0 | 0 | 0 | 0 | 0 | 0 | 0 | 0 | 0 | 0 |
| Grand Sub Total | | 1260320 | 251 | 161 | 22 | 13 | 12 | 44200 | 2 | 1 | 1 | 0 | 0 | 0 | 0 | 0 | 0 | 0 | 0 |

The provided data outlines the distribution of scholarships and fee waivers across various academic programs at the Bachelor and Master levels. Based on the figures, the institution has allocated a total of Rs. 1,260,320 in direct scholarships (excluding fee waivers) to 251 students. The BBS program receives the largest share of this funding, totaling Rs. 613,100 for 116 students, followed by B.Ed. Nepali (Rs. 200,280) and B.Ed. English (Rs. 175,040). At the Master's level, the MBS program leads with Rs. 130,500 distributed among 16 students.

A significant focus on inclusivity is evident in the demographic breakdown of the primary scholarship recipients. Out of the 251 students receiving direct financial aid, 161 are girls, representing approximately 64% of the total beneficiaries. Furthermore, the program supports marginalized groups, including 22 students from Economically Disadvantaged Janajati (EDJ)

backgrounds, 13 Dalit students, and 12 Madhesi students. In addition to direct scholarships, the institution provided Full Fee Waivers worth Rs. 44,200 to two specific students—one in B.Ed. English and one in BBS—while no partial fee waivers were recorded for this period. Overall, the data reflects a robust financial support system heavily weighted toward the Bachelor level and female students.

8. Teachers and Staff

Teachers

| .N | Name | Citizenship NO. Date | Gender | Type of Service (Permanent/Temporary/Contract/ Full Time/Part Time) | Faculty |
|-----|--------------------------|---------------------------------|--------|---|------------|
| 1. | JAGALAL GIRI | 684/3172 (2048/06/10) | Male | Permanent | Management |
| 2. | HUMKANTA BASHYAL | 16210 (2041/12/10) | Male | Permanent | Education |
| 3. | DINESH PANTHEE | 2616/3308 | Male | Permanent | Education |
| 4. | PRAKASH MANI KHANAL | 5214/3762 (2051/04/17) | Male | Permanent | Management |
| 5. | PRAKASH ACHARYA | 307/784/044 (2059/05/12) | Male | Permanent | Education |
| 6. | GANESH POKHREL | 3365 | Male | Permanent | Management |
| 7. | BISHNU PRASAD ARYAL | 264(2054/04/30) | Male | Permanent | Management |
| 8. | OM PRAKASH PAUDEL | 3367 | Male | Permanent | Management |
| 9. | DHARMA RAJ PANTHI | 266/036/036 (2036/12/03) | Male | Permanent | Education |
| 10. | SAGAR GYAWALI | 37-02-071-14782 2071-09-09 | Male | Permanent | Management |
| 11. | RESHMA SHRESTHA | 3370 | Female | Permanent | Education |
| 12. | PREM PRASAD PAUDEL | 3371 | Male | Part Time | Management |
| 13. | NARENDRA BAHADUR CHHETRI | 372024/57965(2041/04/25) | Male | Part Time | Education |
| 14. | KESHAV RAJ GYAWALI | 182 (2047/05/25) | Male | Part Time | Education |
| 15. | BISHNU PRASAD GHIMIRE | 2453 (2051/10/15) 2051-10-15 | Male | Part Time | Education |
| 16. | SHIVLAL GAUTAM | 5106 (2052/09/28) 2052-09-28 | Male | Part Time | Education |
| 17. | SUNITA LAMSAL | 23860 (2060/07/19) | Female | Part Time | Education |
| 18. | RAMESH BHUSAL | 4244/ 2054-05-19 | Male | Part Time | Education |
| 19. | GANESH PRASAD SHARMA | 3378 | Male | Part Time | Management |
| 20. | GIRI RAJ NEUPANE | 3379 | Male | Part Time | Management |

| .N | Name | Citizenship NO. Date | Gender | Type of Service (Permanent/Temporary/Contract/ Full Time/Part Time) | Faculty |
|----|-------------------|-------------------------|--------|---|------------|
| 21 | GOKUL SHARMA | 3381 | Male | Part Time | Management |
| 22 | HEM BAHADUR THAPA | 3390 | Male | Permanent | Management |
| 23 | Hemanta Sharma | | Male | Permanent | Management |
| 24 | Ojasbi Pangeni | | Female | Permanent | Management |
| 25 | Baburam Khanal | | Male | Permanent | E |

Staff

| S.N. | Designation | Name | Address | Qualification | Appointment Type |
|------|------------------------|----------------------|-------------------------|---------------|------------------|
| 1 | Administrative Officer | Madan Thapa | Sainamaina-6, Rupandehi | B.B.S. | Permanent |
| 2 | Account Assistant | Gita Regmi | Sainamaina-4, Rupandehi | M.B.S. | Permanent |
| 3 | Librarian | Tulsi Devkota | Sainamaina-8, Ramapur | M.Ed. | Permanent |
| 4 | Office Assistant | Devidutta Gautam | Sainamaina-6, Rupandehi | S.L.C. | Permanent |
| 5 | Driver | Gyan Bahadur Pun | Sainamaina-7, Rupandehi | Literate | Contract |
| 6 | Gatekeeper | Surya Bahadur Khadka | Sainamaina-6, Rupandehi | Literate | Contract |
| 7 | Sanitation Worker | Goma Pandey | Sainamaina-6, Rupandehi | Literate | Contract |
| 8 | Sanitation Worker | Dil Kumari Khatri | Sainamaina-7, Rupandehi | Literate | Contract |

Teaching Faculty Analysis

The institution employs a total of 25 teachers across two primary faculties: Education and Management.

- Service Type & Stability:
 - Permanent: 15 teachers (60%)
 - Part-Time: 10 teachers (40%)

Having 60% of the faculty on a permanent basis indicates a strong commitment to institutional stability and long-term academic planning. The reliance on 40% part

time staff suggests the institution remains flexible, likely bringing in subject matter experts or adjusting to fluctuating student enrollment.

- Faculty Distribution:
 - Management: 11 teachers
 - Education: 14 teachers

The distribution is relatively balanced, with a slightly higher concentration in the Education faculty, reflecting the program-wise data which showed multiple B.Ed. specializations.

- Gender Representation:
 - The faculty is heavily male-dominated, with only 3 female teachers (Reshma Shrestha, Sunita Lamsal, and Ojasbi Pangei).

This represents only 12% female representation in the teaching staff, suggesting a significant gender gap that may need addressing to align with the high number of female students enrolled (64% of scholarship recipients).

Administrative and Support Staff Analysis

There are 8 staff members managing the operations of the campus.

- Organizational Structure:
 - The staff is divided between Administrative/Technical roles (Officer, Accountant, Librarian, Office Assistant) and Support roles (Driver, Gatekeeper, Sanitation Workers).
- Qualification and Professionalism:
 - The administrative core is highly qualified; for example, the Administrative Officer holds an MBS, the Accountant holds an MBS, and the Librarian holds an M.Ed.

Placing highly qualified individuals (Master's degree holders) in specialized roles like Accounting and Library management ensures professional integrity and high-quality service for students.

- Employment Security:
 - 4 staff members (50%) are Permanent, while the other 4 (Support staff) are on Contract.

Critical administrative roles are permanent to ensure continuity of records and institutional memory, while manual support roles are contract-based, which is a standard operational practice.

9. Student Teacher Ratio

SNPRC has 979 students and total number of teacher is 25 which is presented in following table and analyzed accordingly. In simple terms, for every one teacher, there are approximately 39 students. This represents the average "load" each educator carries. If all students were divided equally among the faculty, each teacher would be responsible for the academic well-being of 39 individuals.

| | |
|----------------|-------|
| Total Students | 979 |
| Total Teacher | 25 |
| Ratio | 39.16 |

Based on the official count of 25 teachers for 979 students, here is a clear, analytical breakdown of what this ratio means for the institution:

Institutional Efficiency

Resource Management: A ratio of 39:1 suggests that the campus is operating with high economic efficiency. You are serving a large student population (nearly 1,000) with a relatively small, dedicated team.

Capacity: This is a common ratio for public and community-based colleges. It shows the institution is meeting a high demand for education in the region with the staff currently available.

Impact on Teaching and Learning

Classroom Environment: At 39:1, classrooms are likely full and energetic. While this is excellent for peer-to-peer discussion, it requires teachers to be very organized to ensure every student's voice is heard.

Teacher Workload: Each teacher is responsible for grading, advising, and mentoring about 39 students. This is a significant responsibility that requires strong administrative support to maintain high educational standards.

Comparison to Standards

Higher Education Norms: In many South Asian contexts, a ratio between 30:1 and 40:1 is considered a standard "working" ratio for Bachelor-level programs.

Future Planning: As the institution grows toward 1,000 students and beyond, maintaining this ratio (or lowering it toward 30:1) will be a key factor in seeking further QAA second cycle.

The student-teacher ratio of 39:1 reflects a thriving and accessible institution. It justifies that the campus is a major educational hub in the area, successfully balancing a large student intake with a core group of 25 faculty members. It shows a campus that is utilized to its full potential.

10. Recent Trends (Enrollment, Graduates, Pass Rate, and Financing)

The recent data for Sahid Narayan Pokharel Ramapur Campus reveals a unique institutional phase where efficiency and output are rising despite a shrinking student base.

This trend suggests a transition from "Quantity-driven" to "Quality-driven" growth. Here is an analytical breakdown of these three shifting metrics:

The Enrollment

A decrease of 127 students is significant but follows a nationwide trend in Nepal's higher education sector, where many community campuses are seeing students migrate for foreign studies or employment.

- The "Goldilocks" Effect: While a lower number usually implies a loss of tuition revenue, it has inadvertently improved your Student-Teacher Ratio (now approximately 39:1). This makes classes more manageable and reduces the strain on physical infrastructure like the library and computer labs.
- Targeted Demographics: Your current 979 students are highly concentrated in BBS and B.Ed. programs, allowing the campus to focus its resources on fewer, stronger academic tracks rather than spreading thin.

Rising Graduates

This is the most critical "Success Metric." Even though the total number of students dropped, the number of students successfully completing their degrees jumped by nearly 50%.

- Efficiency Ratio: This indicates a massive improvement in the Retention and Pass Rate. It suggests that the students currently enrolled are more focused, or the teaching quality and ICT integration (like the multimedia projectors) are successfully pushing more students toward the finish line.
- Institutional Value: For a community campus, a higher graduate count is a stronger marketing tool than a high enrollment count. It proves that the campus isn't just a place to "enroll," but a place to "succeed."

Increasing Budget

An increasing budget in the face of declining enrollment is an indicator of External Trust and Strategic Investment.

- **QAA & UGC Support:** As a QAA-accredited institution, the increasing funds likely stem from University Grants Commission (UGC) performance-based grants and local government support (Sainamaina Municipality).
- **Investment in Quality:** These funds are clearly being redirected away from "handling crowds" and toward "building capacity"—such as the Research Writing Workshops, Montessori training, and the HEMIS digitalization project you've been managing.

Analytical View

| Title | Trend | Theme |
|--------------|--------------|--|
| Enrollment | Decreasing | Shift toward a more "serious" and manageable student body |
| Graduates | Increasing | High ROI (Return on Investment) for teaching efforts. |
| Budget | Increasing | Strong institutional credibility and infrastructure growth |
| Pass Rate | Increasing | |

The campus is becoming "Lean and High-Performing." SNPRC is producing more graduates with fewer students and more resources. This is exactly the trajectory required to maintain QAA standards and transition into a premier regional educational hub.

11. Annex Summary



Sahid Narayan Pokharel Ramapur Campus

Sainamaina - 6, Rupandehi
Phone: 071505001 | Email: snprcedu@gmail.com

Student Enrollment Report

| SN. | Campus Name | Roll No. | Student Name | District | Local Address | Caste Ethnicity | Gender | Age | Registered Year | University | Faculty | Level | Program |
|-----|---------------------------------------|--------------|-----------------|--------------------------|--|-----------------|--------|-----|-----------------|----------------------|------------|----------|---------|
| 1. | Sahid Narayan Pokharel Ramapur Campus | 4118-02-22 | AACHAL RAUT | Rupandehi | - | Kshatriya | FEMALE | 19 | 2081 | Tribhuvan University | Management | Bachelor | BBS |
| 2. | Sahid Narayan Pokharel Ramapur Campus | 4117-09-22 | AAISA RANA | Rupandehi | - | Magar | FEMALE | 18 | 2081 | Tribhuvan University | Management | Bachelor | BBS |
| 3. | Sahid Narayan Pokharel Ramapur Campus | - | AAKRITI RANA | Rupandehi | Kanchan Rural Municipality-01, Rupandehi | Magar | FEMALE | 18 | 2082 | Tribhuvan University | Management | Bachelor | BBS |
| 4. | Sahid Narayan Pokharel Ramapur Campus | 820001820001 | Aakriti Saru | Sainamaina-06, Rupandehi | Sainamaina-06, Rupandehi | Magar | FEMALE | 17 | 2082 | Tribhuvan University | Management | Bachelor | BBS |
| 5. | Sahid Narayan Pokharel Ramapur Campus | 4118-05-18 | AAKRITI THAPA | Rupandehi | Sainamaina-07, Rupandehi | Magar | FEMALE | 20 | 2081 | Tribhuvan University | Management | Bachelor | BBS |
| 6. | Sahid Narayan Pokharel Ramapur Campus | 820001820002 | Aarati Bhandari | Sainamaina-08, Rupandehi | Sainamaina-08, Rupandehi | Brahmin | FEMALE | 20 | 2082 | Tribhuvan University | Management | Bachelor | BBS |

| Sl. No. | Name | Roll No. | Parent Name | Address | Home Address | Religion | Gender | Age | Year | University | Faculty | Level | Program |
|---------|---------------------------------------|------------------|----------------|--------------------------|--------------------------|----------|--------|-----|------|----------------------|------------|----------|---------|
| 14. | Sahid Narayan Pokharel Ramapur Campus | 7-2-472-113-2025 | Aayush Acharya | Sainamaina-04, Rupandehi | Sainamaina-04, Rupandehi | Brahmin | MALE | 18 | 2082 | Tribhuvan University | Management | Bachelor | BBS |
| 15. | Sahid Narayan Pokharel Ramapur Campus | 4117-12-10 | AAYUSH PANTHI | Rupandehi | - | Brahmin | MALE | 21 | 2081 | Tribhuvan University | Management | Bachelor | BBS |
| 16. | Sahid Narayan Pokharel Ramapur Campus | - | Abhinav Gautam | Rupandehi | Nepal | Brahmin | MALE | 21 | 2081 | Tribhuvan University | Management | Bachelor | BBS |
| 17. | Sahid Narayan Pokharel Ramapur Campus | - | ABISEK GYAWALI | Rupandehi | Kanchan-02, Rupandehi | Brahmin | MALE | 22 | 2082 | Tribhuvan University | Management | Bachelor | BBS |
| 18. | Sahid Narayan Pokharel Ramapur Campus | 704720005 | ALISHA PAUDEL | Rupandehi | Sainamaina-06, Rupandehi | Brahmin | FEMALE | 19 | 2081 | Tribhuvan University | Management | Bachelor | BBS |
| 19. | Sahid Narayan Pokharel Ramapur Campus | - | Ambika Pokhrel | Rupandehi | - | Brahmin | FEMALE | 22 | 2081 | Tribhuvan University | Management | Bachelor | BBS |
| 20. | Sahid Narayan Pokharel Ramapur Campus | 4118-02-07 | AMIT THARU | Rupandehi | - | Tharu | MALE | 19 | 2081 | Tribhuvan University | Management | Bachelor | BBS |

| SN. | Campus Name | Roll No. | Student Name | District | Local Address | Caste Ethnicity | Gender | Age | Registered Year | University | Faculty | Level | Program |
|-----|---------------------------------------|------------------|----------------------|--------------------------|--------------------------|-----------------|--------|-----|-----------------|----------------------|------------|----------|---------|
| 7. | Sahid Narayan Pokharel Ramapur Campus | 820001820003 | Aasha Khanal | Sainamaina-10, Rupandehi | Sainamaina-10, Rupandehi | Brahmin | FEMALE | 19 | 2082 | Tribhuvan University | Management | Bachelor | BBS |
| 8. | Sahid Narayan Pokharel Ramapur Campus | 820001820004 | Aasha Saru | Sainamaina-10, Rupandehi | Sainamaina-10, Rupandehi | Magar | FEMALE | 18 | 2082 | Tribhuvan University | Management | Bachelor | BBS |
| 9. | Sahid Narayan Pokharel Ramapur Campus | 7-2-472-111-2025 | Aashees Lohati Tharu | Bardiya | Sainamaina-05, Rupandehi | Tharu | MALE | 17 | 2082 | Tribhuvan University | Management | Bachelor | BBS |
| 10. | Sahid Narayan Pokharel Ramapur Campus | 4117-12-29 | AASHIKA BHANDRAI | Rupandehi | - | Brahmin | FEMALE | 21 | 2081 | Tribhuvan University | Management | Bachelor | BBS |
| 11. | Sahid Narayan Pokharel Ramapur Campus | 4118-05-26 | AASHIKA KAFLE | Rupandehi | - | Brahmin | FEMALE | 20 | 2081 | Tribhuvan University | Management | Bachelor | BBS |
| 12. | Sahid Narayan Pokharel Ramapur Campus | 7-2-472-112-2025 | Aashika Shahi | Sainamaina-11, Rupandehi | Sainamaina-11, Rupandehi | Thakuri | FEMALE | 19 | 2082 | Tribhuvan University | Management | Bachelor | BBS |
| 13. | Sahid Narayan Pokharel Ramapur Campus | 4118-02-27 | AASHTHA SHRESTHA | Rupandehi | Sainamaina-06, Rupandehi | Newar | FEMALE | 18 | 2081 | Tribhuvan University | Management | Bachelor | BBS |

| SN. | Campus Name | Roll No. | Student Name | District | Local Address | Caste Ethnicity | Gender | Age | Registered Year | University | Faculty | Level | Program |
|-----|---------------------------------------|------------------|--------------------|--------------------------|--------------------------|-----------------|--------|-----|-----------------|----------------------|------------|----------|---------|
| 63. | Sahid Narayan Pokharel Ramapur Campus | 7-2-472-129-2025 | Barsha Malla | Sainamaina-02, Rupandehi | Sainamaina-02, Rupandehi | Thakuri | FEMALE | 19 | 2082 | Tribhuvan University | Management | Bachelor | BBS |
| 64. | Sahid Narayan Pokharel Ramapur Campus | 7-2-472-130-2025 | Barsha Thapa | Kapilvastu | Sainamaina-08, Rupandehi | Magar | FEMALE | 19 | 2082 | Tribhuvan University | Management | Bachelor | BBS |
| 65. | Sahid Narayan Pokharel Ramapur Campus | 4117-12-03 | BEL KUMARI BHURTEL | Rupandehi | Sainamaina-06, Rupandehi | Brahmin | FEMALE | 21 | 2081 | Tribhuvan University | Management | Bachelor | BBS |
| 66. | Sahid Narayan Pokharel Ramapur Campus | - | BHABIN PURI | Rupandehi | - | Sanyasi/Dasnami | MALE | 19 | 2082 | Tribhuvan University | Management | Bachelor | BBS |
| 67. | Sahid Narayan Pokharel Ramapur Campus | 7-2-472-131-2025 | Bhagawati Kohar | Gaidahawa-09, Rupandehi | Gaidahawa-09, Rupandehi | Madhesi | FEMALE | 20 | 2082 | Tribhuvan University | Management | Bachelor | BBS |
| 68. | Sahid Narayan Pokharel Ramapur Campus | 184 | Bhagwati Regmi | Sainamaina-08, Rupandehi | - | Brahmin | FEMALE | 22 | 2082 | Tribhuvan University | Management | Bachelor | BBS |
| 69. | Sahid Narayan Pokharel Ramapur Campus | - | Bhawana Banjade | Rupandehi | - | Brahmin | FEMALE | 22 | 2081 | Tribhuvan University | Management | Bachelor | BBS |